


Operating Tips




The MK-7


“ Precision Cutting... the EZ way ”



Cradle / Rollers



Attach the Cradle / Rollers.



They fit over the screw heads.

Roll Cutting Machines

[Unpacking and setup](#)

[Roll up side cradle support
pin](#)

[Controlling the roll on the
load side cradle shuttle](#)

[Measuring, Cutting, and
Packaging](#)

[Reverse Rolling / Remnants](#)

[Correct measuring the
balance of a roll or remnant](#)

Base Cutting Machines

[Unpacking and setup](#)

[Blade Information \(EZ Slitter\)](#)

[Blade Information \(EZ Slitter
Jr.\)](#)

[Tape Dispenser](#)

[Adjustments and Cutting](#)

Contact EZCUT

420 Des Meurons St. Unit 106
Winnipeg, Manitoba
Canada, R2H 2N9

Phone: 1.204.235.1122

Toll Free: 1.800.661.5156

Fax: 1.204.237.9339

Email: talktous@ezcut.com